



# Club Health Assessment for District 24 C through October 2025

			Status	Membership						Reports				Finance	LCIF	
Club Number	Club Name	Charter Date	Times in Status Quo in Past 2 Years	Current Member Count **	YTD Members Added	YTD Members Dropped	YTD Net Growth% ***	Member Count 1 Year Ago	Dropped Members Avg.Length of Service	Months Since Membership Update	Current Officers Reported ****	Current President Repeated Term	VP Reported *****	Last Date Reported Service (mm/yyyy)	Account Balance	YTD Donations
Clubs more than two years old																
9360	ABINGDON	03/17/1954	Active	7	0	2	-22.22%	7	1	0	Y	5		08/2025		
9361	APPALACHIA	11/27/1941	Active	34	0	1	-2.86%	40	1	0	Y	7	R	10/2025		
41828	BEDFORD	09/07/1982	Active	33	2	1	3.13%	34	18	1	Y	9	R	08/2025		
9362	BIG STONE GAP	03/27/1951	Active	13	0	0	0.00%	13		28	Y	9		06/2025		\$1,500.00
9322	BLACKSBURG BREAKFAST	10/29/1973	Active	29	2	2	0.00%	30	47	0	Y		R	09/2025		
9364	BLUEFIELD	10/08/1953	Active	35	0	1	-2.78%	30	11	2	Y	2	R	09/2025		
9376	BRISTOL GOODSON	05/04/1964	Active	7	0	1	-12.50%	10	4	3	Y	4	R	06/2025		
9365	BRISTOL HOST	06/02/1924	Active	28	6	0	27.27%	31		3	Y	2		11/2024	90+ Days	\$1,000.00
9366	BRISTOL TWIN CITIES	11/02/1959	Active	26	0	2	-7.14%	26	19	0	Y			10/2025		\$700.00
Exc Award (06/30/2023, 06/30/2024)																
9324	BUCHANAN	12/10/1953	Active	19	6	3	18.75%	15	3	0	Y	2	R	10/2025		
9367	CASTLEWOOD	11/06/1957	Active	16	0	0	0.00%	16		16	Y	2		05/2025		\$200.00
9325	CAVE SPRING	05/29/1941	Active	42	0	0	0.00%	40		2	Y		N	10/2025		\$550.00
Exc Award (06/30/2016)																
9368	CHILHOWIE	12/15/1947	Active	12	0	0	0.00%	4		6	N	3		06/2025		
9326	CHRISTIANSBURG	01/20/1941	Active	61	2	3	-1.61%	64	6	0	Y	2	N	10/2025		\$450.00
Exc Award (06/30/2023, 06/30/2024)																
9370	CLINTWOOD	05/14/1968	Active	24	0	3	-11.11%	27	2	1	N	3	R	12/2024		
137194	Daleville Fincastle	01/24/2019	Active	19	0	1	-5.00%	23	8	2	Y			09/2025		\$5,000.00
Exc Award (06/30/2021, 06/30/2024)																
9329	DUBLIN	08/31/1953	Active	47	1	0	2.17%	52		0	Y	2	R	04/2025		\$1,050.00
Exc Award (06/30/2019, 06/30/2021)																
9332	FERRUM	10/29/1946	Active	17	0	0	0.00%	15		9	Y	7	N	09/2025		
9334	FOREST	03/20/1973	Active	19	0	1	-5.00%	25	14	3	Y		R	10/2025		
Exc Award (06/30/2017, 06/30/2019, 06/30/2020)																
9372	FRIES	12/09/1941	Active	18	1	0	5.88%	18		0	Y	23	R	09/2025		
9373	GALAX	12/13/1938	Active	19	0	1	-5.00%	18	3	3	Y	2	R	04/2025		
Exc Award (06/30/2025)																



## Club Health Assessment for District 24 C through October 2025

			Status	Membership						Reports				Finance	LCIF	
Club Number	Club Name	Charter Date	Times in Status Quo in Past 2 Years	Current Member Count **	YTD Members Added	YTD Members Dropped	YTD Net Growth% ***	Member Count 1 Year Ago	Dropped Members Avg.Length of Service	Months Since Membership Update	Current Officers Reported ****	Current President Repeated Term	VP Reported *****	Last Date Reported Service (mm/yyyy)	Account Balance	YTD Donations
126779	Giles Breakfast	03/23/2016	Active	11	0	0	0.00%	12		4	Y		N	10/2025	90+ Days	\$300.00
64286	HAYSI-CLINCHCO	05/21/2001	Active	13	0	0	0.00%	13		29	N	None		06/2025		
9379	HILLSVILLE	07/30/1940	Active	30	2	0	7.14%	29		2	Y		N	09/2025		
9380	HONAKER	01/27/1958	Active	21	0	0	0.00%	21		15	Y		N	05/2025		
9383	JONESVILLE	08/14/1940	Active	20	0	0	0.00%	20		4	Y		R	06/2025		
9385	LEBANON	09/04/1940	Active	16	0	0	0.00%	13		4	Y	2	R	06/2025		
9386	MARION	09/29/1941	Active	16	8	1	77.78%	10	49	0	Y	7	R	06/2025		
9337	MARTINSVILLE/HENRY COUNTY Exc Award (06/30/2019)	03/19/1947	Active	22	4	2	10.00%	18	35	0	Y		N	10/2025		
9338	MT PLEASANT Exc Award (06/30/2023)	06/15/1961	Active	19	2	1	5.56%	16	8	0	Y	6	R	10/2025		
9389	NORTH TAZEWELL	10/21/1957	Active	14	1	1	0.00%	14	3	3	Y		N	04/2025		
9388	NORTON	02/18/1947	Active	33	0	6	-15.38%	38	2	0	Y	2	N	10/2025	90+ Days	\$25.00
9342	PEARISBURG Exc Award (06/30/2016)	10/03/1932	Active	31	0	0	0.00%	31		20	Y		IP	07/2025		
9391	PENNINGTON GAP	05/26/1932	Active	16	1	0	6.67%	15		3	N	None		06/2024		
9392	POCAHONTAS	11/12/1941	Active	11	0	0	0.00%	12		4	Y	10		04/2025		
9393	POUND	09/24/1953	Active	20	0	0	0.00%	21		5	Y	9	R	10/2025		
9346	RICH CREEK	12/18/1947	Active	19	0	0	0.00%	22		4	Y	2	R	04/2025		
9394	RICHLANDS	01/29/1947	Active	22	2	0	10.00%	20		0	Y	6	R	01/2025		
9349	ROANOKE HOST	03/31/1922	Active	4	0	0	0.00%	5		6	Y	8		05/2025		
33830	ROANOKE VALLEY BREAKFAST Exc Award (06/30/2016, 06/30/2017)	05/06/1977	Active	63	2	0	3.28%	56		0	Y		N	10/2025		
9354	ROCKY MOUNT	06/20/1924	Active	17	1	0	6.25%	13		4	Y	7	N	04/2025		
9396	RURAL RETREAT	09/23/1941	Active	26	3	1	8.33%	26	7	0	Y		N	09/2025		
55940	SALEM HANGING ROCK	06/30/1994	Active	6	0	0	0.00%	6		14	Y	2		05/2022		
9355	SALEM HOST Exc Award (06/30/2019, 06/30/2024)	10/11/1935	Active	44	0	1	-2.22%	42	1	2	Y	2	N	10/2025		
9399	SALTVILLE RICH VALLEY	05/26/1950	Active	30	0	0	0.00%	29		0	Y		N	08/2025		



## Club Health Assessment for District 24 C through October 2025

			Status	Membership						Reports				Finance	LCIF	
Club Number	Club Name	Charter Date	Times in Status Quo in Past 2 Years	Current Member Count **	YTD Members Added	YTD Members Dropped	YTD Net Growth% ***	Member Count 1 Year Ago	Dropped Members Avg.Length of Service	Months Since Membership Update	Current Officers Reported ****	Current President Repeated Term	VP Reported *****	Last Date Reported Service (mm/yyyy)	Account Balance	YTD Donations
Exc Award (06/30/2023)																
41008	SMITH MOUNTAIN LAKE	03/12/1982	Active	41	0	2	-4.65%	44	20	0	Y			05/2025		
9400	TAZEWELL	02/28/1947	Active	20	0	1	-4.76%	19	15	0	Y	4	R	10/2025		
44957	VINTON BREAKFAST	05/06/1985	Active	58	3	2	1.75%	57	2	0	Y		N	10/2025	90+ Days	
Exc Award (06/30/2023)																
9403	WISE	09/29/1953	Active	8	1	0	14.29%	7		3	Y	9	R	12/2024	90+ Days	
9404	WYTHEVILLE	02/28/1941	Active	83	6	2	5.06%	77	20	0	Y		N	10/2025	90+ Days	\$100.00
Exc Award (06/30/2017, 06/30/2018, 06/30/2024)																

Clubs Cancelled Previous Fiscal Year – Clubs Cancelled within last 12 months may be reinstated

Club Number	Club Name	Charter Date	Current Status*	Cancellation Date
9335	FORT LEWIS	01/23/1953	Cancelled(6*)	10/29/2024

Current Clubs Count	YTD New Clubs Count	YTD Cancelled Clubs Count	YTD Net Club Gain	Current Total Members Count	YTD Add	YTD Drop	YTD Net Growth	YTD Net Growth %	Member Count 12 Months Ago	Average Member Count Per Club	% of Clubs with less than 20 members	% No Officer Report in 12 Months	% of Clubs with balance 90+ days	Number of Clubs in Status Quo	% Status Quo Clubs in Financial Suspension	Number of Cancelled Clubs	Average Cancelled Club Age	Members Lost Due to Cancellation	% of Clubs Cancelled for Non-Financial Reasons
50	0	0	0	1,259	56	42	14	1.12%	1,244	25	48%	4%	20%	0	0%	0	0	0	0%

\* - P - Priority Club. Cancellation Reasons: 1-Objectives/conduct, 2-Non-active club, 5-Non-existing club, 6-Disbanding, 7-Merger, 8-Financial Suspension, 9-District/Multiple District Dues.

\*\* Red denotes below 15 active members.

\*\*\* Red denotes 20% + loss.

\*\*\*\* Y - all 3 (President, Secretary, Treasurer) club officers reported, N - not all 3 reported.

\*\*\*\*\* Abbreviation: N-New, IP-Immediate Past, R-Repeat.




# Club Health Assessment for District 24 I through October 2025

			Status	Membership						Reports				Finance	LCIF	
Club Number	Club Name	Charter Date	Times in Status Quo in Past 2 Years	Current Member Count **	YTD Members Added	YTD Members Dropped	YTD Net Growth% ***	Member Count 1 Year Ago	Dropped Members Avg.Length of Service	Months Since Membership Update	Current Officers Reported ****	Current President Repeated Term	VP Reported *****	Last Date Reported Service (mm/yyyy)	Account Balance	YTD Donations
Clubs less than two years old																
156950	SEVA Peninsula Asian-American Exc Award (06/30/2025)	01/16/2024	Active	49	17	1	48.48%	25	0	0	Y		N	10/2025		
Clubs more than two years old																
9174	AMELIA	11/14/1955	Active(1)	17	2	0	13.33%	14		3	Y		N	10/2025		
9210	AMHERST COUNTY	03/26/1956	Active	15	0	0	0.00%	16		4	Y	2	N	10/2025		
9176	APPOMATTOX	08/23/1939	Active	9	0	0	0.00%	9		4	Y	7		09/2025		
9179	BLACKSTONE	10/27/1952	Active	5	0	0	0.00%	6		2	Y	16	R	12/2024		
9216	BON AIR-MANCHESTER-MIDLOTHI	03/02/1934	Active	26	1	2	-3.70%	29	21	0	Y		N	08/2025		\$500.00
9268	BOYKINS	02/14/1947	Active(1)	6	0	0	0.00%	6		16	N	None		12/2024		
35724	BRANDERMILL & MIDLOTHIAN (WOODLAKE)	06/12/1978	Active	28	3	1	7.69%	33	36	0	Y		N	10/2025		\$100.00
9183	BROOKVILLE TIMBERLAKE	04/17/1956	Active	14	0	0	0.00%	14		3	Y	6		12/2024		
9269	CAPE CHARLES Exc Award (06/30/2016, 06/30/2017, 06/30/2018, 06/30/2023)	05/31/1934	Active	19	0	0	0.00%	19		14	Y	2	R	10/2025		
9270	CENTRAL SHORE	02/06/1959	Active	10	0	0	0.00%	10		6	Y	4	N	01/2025		
9185	CHARLOTTE L C Exc Award (06/30/2023)	03/16/1972	Active	14	1	0	7.69%	17		0	Y	2	R	10/2025		
9186	CHASE CITY	02/18/1942	Active	11	0	0	0.00%	11		3	Y		R	10/2025		
9278	CHESAPEAKE GREAT BRIDGE	01/24/1957	Active	13	0	0	0.00%	16		2	Y		N	10/2025		
9306	CHESAPEAKE HOST Exc Award (06/30/2016, 06/30/2018)	12/08/1947	Active	16	1	0	6.67%	16		1	Y	2	IP	10/2025		
9307	CHESAPEAKE SOUTHSIDE Exc Award (06/30/2016, 06/30/2022, 06/30/2023)	01/23/1948	Active	37	0	1	-2.63%	40	1	3	Y		N	10/2025		\$50.00
53154	CHESAPEAKE WESTERN BRANCH	05/27/1992	Active	9	0	0	0.00%	9		17	N	None		07/2024		
9188	CHESTER Exc Award (06/30/2018)	01/16/1939	Active	17	0	0	0.00%	17		15	N	None		01/2025		



# Club Health Assessment for District 24 I through October 2025

			Status	Membership						Reports				Finance	LCIF	
Club Number	Club Name	Charter Date	Times in Status Quo in Past 2 Years	Current Member Count **	YTD Members Added	YTD Members Dropped	YTD Net Growth% ***	Member Count 1 Year Ago	Dropped Members Avg.Length of Service	Months Since Membership Update	Current Officers Reported ****	Current President Repeated Term	VP Reported *****	Last Date Reported Service (mm/yyyy)	Account Balance	YTD Donations
63912	CHESTERFIELD PREV BLINDNES MNG Exc Award (06/30/2017)	01/17/2001	Active	18	1	0	5.88%	16		1	Y	2	R	01/2025	90+ Days	\$500.00
9271	CHURCHLAND L C	05/09/1966	Active	14	0	0	0.00%	14		16	N	None		01/2025		
9189	CLARKSVILLE Exc Award (06/30/2022, 06/30/2023)	02/10/1941	Active	24	1	5	-14.29%	30	8	1	Y	2	N	10/2025		
9273	CRADOCK	07/08/1947	Active	16	0	0	0.00%	19		4	Y		N	10/2025		
9192	CREWE BURKEVILLE	06/05/1968	Active	5	0	0	0.00%	8		6	N	None				
9193	DANVILLE HOST	05/19/1922	Active	18	0	0	0.00%	18		8	N	None		06/2025		
9195	DANVILLE MORNING	03/08/1973	Active	6	0	0	0.00%	8		9	N	None				
59969	DINWIDDIE	09/24/1997	Active	9	0	0	0.00%	9		3	N	None		02/2025		
110484	EASTERN VIRGINIA MEDICAL SCHOOL	03/01/2011	Active	18	7	9	-10.00%	19	4	2	N			09/2025		
9197	FARMVILLE Exc Award (06/30/2022)	06/15/1923	Active	42	0	0	0.00%	54		0	Y		N	07/2025	\$1,200.00	
9276	FRANKLIN Exc Award (06/30/2018)	11/24/1933	Active	9	0	3	-25.00%	10	14	2	N	None		01/2025		
9198	GRETNA	09/21/1953	Active	12	0	1	-7.69%	13	54	0	Y			09/2025		
9281	HAMPTON MERCURY	03/16/1965	Active	30	0	1	-3.23%	16	19	2	Y	2		08/2025		
9280	HAMPTON PHOEBUS	02/26/1947	Cancelled(6*)	0	0	1	-100.00%	17	19	2	N	None		12/2024		
9201	HOPEWELL PRINCE GEORGE INC	01/02/1934	Active	10	0	0	0.00%	10		3	Y	8		11/2024		
60355	JAMES CITY Exc Award (06/30/2016, 06/30/2017, 06/30/2018, 06/30/2024)	02/10/1998	Active	69	3	5	-2.82%	80	17	0	Y		N	10/2025		
9204	KENBRIDGE-VICTORIA L C	08/13/1953	Active(1)	12	0	0	0.00%	12		20	Y	7		07/2024		
9285	LANCASTER COUNTY Exc Award (06/30/2017, 06/30/2018)	09/23/1947	Active	29	2	1	3.57%	30	17	2	Y	2	N	10/2025		
9206	LAWRENCEVILLE	03/22/1927	Active	21	0	0	0.00%	24		0	Y	8	R	10/2025	90+ Days	
105359	LYNCHBURG 7 HILLS	04/23/2009	Active	12	0	0	0.00%	12		15	N	None		07/2025	90+ Days	
9287	MATHEWS	12/13/1954	Active	23	0	0	0.00%	25		9	N	None		10/2024		
29454	MECHANICSVILLE	06/11/1974	Active	13	1	2	-7.14%	15	17	0	Y	3	N	03/2025		
9288	MIDDLESEX COUNTY	02/27/1962	Active	20	1	0	5.26%	16		5	Y	4	R	06/2025		



## Club Health Assessment for District 24 I through October 2025

			Status	Membership						Reports				Finance	LCIF	
Club Number	Club Name	Charter Date	Times in Status Quo in Past 2 Years	Current Member Count **	YTD Members Added	YTD Members Dropped	YTD Net Growth***	Member Count 1 Year Ago	Dropped Members Avg.Length of Service	Months Since Membership Update	Current Officers Reported ****	Current President Repeated Term	VP Reported *****	Last Date Reported Service (mm/yyyy)	Account Balance	YTD Donations
40743	NEW KENT COUNTY	01/22/1982	Active	40	3	0	8.11%	34		1	Y		N	10/2025	90+ Days	\$50.00
	Exc Award (06/30/2017, 06/30/2018, 06/30/2022, 06/30/2023)															
9289	NEWPORT NEWS DENBIGH	04/23/1959	Active	23	1	2	-4.17%	23	37	3	Y	2	N	01/2025		
	Exc Award (06/30/2017)															
9290	NEWPORT NEWS HOST	01/06/1933	Active	12	0	2	-14.29%	16	45	1	Y	4	R	09/2025		
	Exc Award (06/30/2017, 06/30/2023)															
9291	NORFOLK HOST	02/09/1922	Active	22	0	2	-8.33%	24	38	3	Y	8		08/2025	90+ Days	
	Exc Award (06/30/2017)															
9286	NORFOLK LITTLE CREEK	05/04/1956	Active	15	0	0	0.00%	14		5	Y	9	R	10/2025		
	Exc Award (06/30/2018, 06/30/2024, 06/30/2025)															
105764	NORFOLK MIDDLE TOWN	06/12/2009	Active(1)	10	0	0	0.00%	10		15	N	9		01/2022		
	Exc Award (06/30/2017, 06/30/2024)															
9297	NORFOLK NORVIEW	02/06/1947	Active	8	0	0	0.00%	8		6	Y	9	R	09/2025		
	Exc Award (06/30/2017, 06/30/2024)															
9293	NORFOLK OCEAN VIEW	10/02/1933	Active	19	1	0	5.56%	18		2	Y		N	10/2025		\$4,000.00
	Exc Award (06/30/2017, 06/30/2024)															
9294	NORFOLK WARDS CORNER	02/14/1947	Active	10	0	0	0.00%	10		15	Y	9	R	12/2024		
	Exc Award (06/30/2017, 06/30/2024)															
9282	NORTHAMPTON COMMUNITY	12/13/1960	Active(2)	3	0	0	0.00%	3		4	Y	3	R	09/2025		
	Exc Award (06/30/2017, 06/30/2024)															
9296	NORTHUMBERLAND COUNTY	03/16/1953	Active	18	0	1	-5.26%	17	4	1	Y		R	10/2025		\$50.00
	Exc Award (06/30/2016, 06/30/2025)															
9303	POQUOSON	02/18/1948	Active	37	0	0	0.00%	37		3	Y		N	10/2025		\$100.00
	Exc Award (06/30/2019, 06/30/2023)															
9304	PORTSMOUTH HOST	12/05/1932	Active	18	0	0	0.00%	17		2	Y	2	R	09/2025		\$105.00
	Exc Award (06/30/2019, 06/30/2023)															
31793	POWHATAN	03/02/1976	Active	68	2	2	0.00%	72	4	1	Y		N	10/2025		
	Exc Award (06/30/2019, 06/30/2023)															
41884	RICHMOND BATTLEFIELD PARK	10/11/1982	Active	12	0	0	0.00%	13		3	Y	9	R	12/2024		
	Exc Award (06/30/2019, 06/30/2023)															
9203	RICHMOND JAMES RIVER	11/10/1953	Active	17	0	1	-5.56%	19	46	2	Y	2	R	07/2025		
	Exc Award (06/30/2019, 06/30/2023)															
9219	RUSTBURG	06/26/1947	Active	17	0	1	-5.56%	18	8	2	Y	4		10/2025		
	Exc Award (06/30/2019, 06/30/2023)															
33309	SMITHFIELD	02/07/1977	Active	27	1	4	-10.00%	37	5	1	Y	2	R	09/2025		\$1,000.00
	Exc Award (06/30/2016, 06/30/2018)															
9220	SOUTH BOSTON	01/17/1927	Active(3)	7	0	0	0.00%	7		10	N	None		02/2022		
	Exc Award (06/30/2016, 06/30/2018)															
9221	SOUTH HILL	03/07/1935	Active	28	0	0	0.00%	29		1	Y		N	10/2025		\$60.00



## Club Health Assessment for District 24 I through October 2025


			Status	Membership						Reports				Finance	LCIF	
Club Number	Club Name	Charter Date	Times in Status Quo in Past 2 Years	Current Member Count **	YTD Members Added	YTD Members Dropped	YTD Net Growth% ***	Member Count 1 Year Ago	Dropped Members Avg.Length of Service	Months Since Membership Update	Current Officers Reported ****	Current President Repeated Term	VP Reported *****	Last Date Reported Service (mm/yyyy)	Account Balance	YTD Donations
134715	Southeastern Virginia Filipino - American	05/18/2018	Active	64	16	2	28.00%	60	2	0	Y		N	10/2025		
9308	SUFFOLK	07/18/1923	Active	16	0	1	-5.88%	17	19	3	Y		N	10/2025		\$200.00
65432	SURRY COUNTY	05/15/2002	Active	19	3	1	11.76%	17	12	1	Y	3	R	02/2024		
133008	Sussex County	11/16/2017	Active(1)	16	0	6	-27.27%	22	7	1	Y		IP	10/2025		\$20.00
	Exc Award (06/30/2022, 06/30/2023)															
9309	TAPPAHANNOCK	01/29/1942	Active	22	0	2	-8.33%	25	1	0	Y	3		08/2025		\$336.00
	Exc Award (06/30/2016)															
9223	VARINA	12/03/1957	Active	19	0	0	0.00%	18		10	Y		N	04/2025		\$3,000.00
9266	VIRGINIA BEACH ARAGONA WOODSTOCK	03/08/1960	Active	14	0	0	0.00%	14		6	Y		IP	07/2025		
	Exc Award (06/30/2016)															
9267	VIRGINIA BEACH BAYSIDE	10/04/1951	Active	14	0	0	0.00%	16		4	N	None		10/2024		
90228	VIRGINIA BEACH CENTRAL	11/28/2005	Active(1)	7	0	0	0.00%	10		4	N	None		11/2024		\$40.00
9310	VIRGINIA BEACH HOST	08/24/1933	Active	14	0	0	0.00%	14		12	Y	4	R	10/2024		\$20.00
9284	VIRGINIA BEACH KEMPSVILLE	03/09/1953	Active	24	0	0	0.00%	26		6	Y		N	01/2025		
	Exc Award (06/30/2016)															
41781	VIRGINIA BEACH PRINCESS ANNE OCEANSIDE	08/03/1982	Active	18	1	2	-5.26%	20	10	0	Y		R	10/2025		\$1,000.00
9313	VIRGINIA BEACH THALIA	04/20/1966	Active	39	3	0	8.33%	36		1	Y			10/2025	90+ Days	
	Exc Award (06/30/2017, 06/30/2018, 06/30/2022, 06/30/2023, 06/30/2024)															
65469	VIRGINIA BEACH TOWN CENTER-BLIND	06/11/2002	Active	45	1	2	-2.17%	48	11	0	Y		N	10/2025		\$500.00
	Exc Award (06/30/2018, 06/30/2024)															
9316	WILLIAMSBURG HOST	04/24/1934	Active	26	1	3	-7.14%	37	10	0	Y	2	R	10/2025		
	Exc Award (06/30/2019, 06/30/2022)															
36564	WINDSOR	02/15/1979	Active	20	3	1	11.11%	21	41	0	Y		IP	10/2025		
	Exc Award (06/30/2016, 06/30/2017, 06/30/2018)															
9317	YORK	03/06/1953	Active	26	0	0	0.00%	26		4	Y	6	R	08/2025		

Clubs Cancelled Previous Fiscal Year – Clubs Cancelled within last 12 months may be reinstated

Club Number	Club Name	Charter Date	Current Status*	Cancellation Date
-------------	-----------	--------------	-----------------	-------------------



## Club Health Assessment for District 24 I through October 2025



Club Number	Club Name	Charter Date	Status	Membership						Reports				Finance	LCIF
			Times in Status Quo in Past 2 Years	Current Member Count **	YTD Members Added	YTD Members Dropped	YTD Net Growth% ***	Member Count 1 Year Ago	Dropped Members Avg.Length of Service	Months Since Membership Update	Current Officers Reported ****	Current President Repeated Term	VP Reported *****	Last Date Reported Service (mm/yyyy)	Account Balance
9184	BUCKINGHAM COUNTY	09/16/1954	Cancelled(6*)	05/29/2025											
9191	COLONIAL HEIGHTS	07/22/1947	Cancelled(6*)	12/30/2024											
9277	GLOUCESTER	11/21/1947	Cancelled(8*)	06/29/2025											
9314	NEWPORT NEWS WARWICK	05/26/1949	Cancelled(6*)	06/29/2025											

Current Total Clubs Count	YTD New Clubs Count	YTD Cancelled Clubs Count	YTD Net Club Gain	Current Total Members Count	YTD Add	YTD Drop	YTD Net Growth	YTD Net Growth %	Member Count 12 Months Ago	Average Member Count Per Club	% of Clubs with less than 20 members	% No Officer Report in 12 Months	% of Clubs with balance 90+ days	Number of Clubs in Status Quo	% Status Quo Clubs in Financial Suspension	Number of Cancelled Clubs	Average Cancelled Club Age	Members Lost Due to Cancellation	% of Clubs Cancelled for Non-Financial Reasons
77	0	1	-1	1,559	77	68	9	0.58%	1,635	20	65%	9%	10%	0	0%	1	380	1	0%

\* - P - Priority Club. Cancellation Reasons: 1-Objectives/conduct, 2-Non-active club, 5-Non-existing club, 6-Disbanding, 7-Merger, 8-Financial Suspension, 9-District/Multiple District Dues.

\*\* Red denotes below 15 active members.

\*\*\* Red denotes 20% + loss.

\*\*\*\* Y - all 3 (President, Secretary, Treasurer) club officers reported, N - not all 3 reported.

\*\*\*\*\* Abbreviation: N-New, IP-Immediate Past, R-Repeat.





## Club Health Assessment for District 24 L through October 2025

			Status	Membership					Reports					Finance	LCIF	
Club Number	Club Name	Charter Date	Times in Status Quo in Past 2 Years	Current Member Count **	YTD Members Added	YTD Members Dropped	YTD Net Growth% ***	Member Count 1 Year Ago	Dropped Members Avg.Length of Service	Months Since Membership Update	Current Officers Reported ****	Current President Repeated Term	VP Reported *****	Last Date Reported Service (mm/yyyy)	Account Balance	YTD Donations
Clubs less than two years old																
181709	McLean FilAm	05/13/2025	Active	26	2	0	8.33%	0		2	Y	2	N	09/2025		
Clubs more than two years old																
61920	ALEXANDRIA ASIAN-AMERICAN Exc Award (06/30/2017, 06/30/2018, 06/30/2019, 06/30/2020, 06/30/2021, 06/30/2022, 06/30/2024)	05/17/1999	Active	73	3	0	4.29%	75		0	Y	4	R	10/2025		
9104	ALEXANDRIA HOST	03/06/1933	Active	23	2	0	9.52%	24		0	Y	2	N	08/2025		
9106	ALEXANDRIA LINCOLNIA Exc Award (06/30/2018)	03/31/1964	Active	5	0	1	-16.67%	6	51	0	Y	6	R	08/2025		
53035	AQUIA EVENING Exc Award (06/30/2019, 06/30/2020)	05/05/1992	Active	39	1	8	-15.22%	48	5	0	Y		N	10/2025		\$550.00
38435	AQUIA HARBOUR HOST L C Exc Award (06/30/2017, 06/30/2018, 06/30/2021, 06/30/2022, 06/30/2023)	05/01/1980	Active	59	1	2	-1.67%	60	12	1	Y		R	10/2025		\$400.00
9110	ARCOLA	10/17/1952	Active	3	0	0	0.00%	3		17	Y	4	R	08/2025		\$15,000.00
9113	ARLINGTON NORTHWEST ARLINGTON	05/26/1953	Active	14	0	0	0.00%	14		2	Y	15		04/2020		
29102	AUGUSTA	04/22/1974	Active	25	0	0	0.00%	31		2	Y	5	R	10/2025		
9116	BAILEYS CROSSROADS HOST Exc Award (06/30/2016, 06/30/2017, 06/30/2018, 06/30/2024)	02/24/1954	Active	45	1	2	-2.17%	46	9	1	Y	3	R	10/2025		
42394	BASYE BRYCE MOUNTAIN Exc Award (06/30/2018, 06/30/2019)	03/22/1983	Active	66	1	6	-7.04%	76	13	1	Y		N	10/2025		
9226	BROADWAY Exc Award (06/30/2018, 06/30/2022, 06/30/2023, 06/30/2025)	04/16/1954	Active	50	0	0	0.00%	44		6	Y		N	10/2025		
9120	BURKE Exc Award (06/30/2021)	04/04/1967	Active	15	0	0	0.00%	17		5	Y	3	R	05/2025		
35163	CHANCELLOR L C Exc Award (06/30/2018)	03/16/1978	Active(1)	19	1	0	5.56%	17		2	Y		N	09/2025		
9228	CHARLOTTESVILLE HOST	11/15/1934	Active(1)	22	0	0	0.00%	21		4	Y	2	R	08/2025		




## Club Health Assessment for District 24 L through October 2025

			Status	Membership						Reports				Finance	LCIF	
Club Number	Club Name	Charter Date	Times in Status Quo in Past 2 Years	Current Member Count **	YTD Members Added	YTD Members Dropped	YTD Net Growth***	Member Count 1 Year Ago	Dropped Members Avg.Length of Service	Months Since Membership Update	Current Officers Reported ****	Current President Repeated Term	VP Reported *****	Last Date Reported Service (mm/yyyy)	Account Balance	YTD Donations
68812	CHARLOTTESVILLE LIONESS	05/12/2003	Active	16	0	0	0.00%	14		4	Y	2	R	10/2025		
	Exc Award (06/30/2023)															
46282	CHURCHVILLE	06/23/1986	Active(1)	4	0	0	0.00%	0		11	N	7		09/2025		
9230	CLARKE COUNTY	02/06/1941	Active	45	0	0	0.00%	47		5	Y	2		10/2025		
9123	CLIFTON	01/13/1969	Active	52	3	1	4.00%	46	12	0	Y		N	10/2025		\$200.00
	Exc Award (06/30/2023)															
9231	CLIFTON FORGE	04/19/1935	Active	11	0	0	0.00%	11		7	Y	16		10/2025		\$250.00
9233	CRAIGSVILLE	01/11/1940	Active	5	0	0	0.00%	6		4	N	9		05/2018		
9234	CROZET	10/28/1938	Active	30	1	0	3.45%	26		0	Y		N	10/2025		\$500.00
	Exc Award (06/30/2023)															
53355	CULPEPER 92	06/29/1992	Active	14	1	0	7.69%	15		4	Y		R	10/2025		
9127	CULPEPER MID DAY	07/15/1960	Active	34	1	3	-5.56%	31	5	0	Y		N	10/2025		
	Exc Award (06/30/2018, 06/30/2025)															
9128	DAHLGREN	07/16/1959	Active	15	1	1	0.00%	20	38	0	N	3		09/2025	90+ Days	
9236	EDINBURG	11/22/1947	Active	19	1	1	0.00%	19	3	3	Y		R	10/2025		
	Exc Award (06/30/2023)															
9237	ELKTON	01/13/1942	Active	12	0	0	0.00%	14		5	Y	8	N	08/2025		
29947	ENGLESIDE	11/22/1974	Active(1)	8	0	0	0.00%	8		4	Y			09/2025		
9133	FAIRFAX HOST	02/21/1951	Active	47	0	3	-6.00%	55	18	0	Y		N	10/2025		
	Exc Award (06/30/2017, 06/30/2018, 06/30/2020, 06/30/2023, 06/30/2024)															
9108	FALLS CHURCH ANNANDALE	03/23/1948	Active	29	0	0	0.00%	29		14	Y		N	08/2025		
9138	FREDERICKSBURG HOST	11/10/1938	Active	84	2	0	2.44%	83		0	Y		N	10/2025	90+ Days	
	Exc Award (06/30/2018, 06/30/2023)															
9239	FRONT ROYAL	07/31/1934	Active	19	0	0	0.00%	19		5	Y	4	R	10/2025		
84950	GREATER FALLS RUN	03/03/2005	Active	63	4	3	1.61%	59	8	0	Y		N	10/2025		\$1,100.00
	Exc Award (06/30/2017, 06/30/2023)															
9243	GREENE COUNTY	12/19/1950	Active	27	3	2	3.85%	25	36	0	Y		N	10/2025		
	Exc Award (06/30/2024)															
9244	HARRISONBURG	07/29/1932	Active	48	0	2	-4.00%	52	42	2	Y		N	09/2025		\$1,000.00
41320	LAKE OF THE WOODS	05/21/1982	Active	133	3	6	-2.21%	123	6	0	Y		N	10/2025		\$200.00



## Club Health Assessment for District 24 L through October 2025

			Status	Membership						Reports				Finance	LCIF	
Club Number	Club Name	Charter Date	Times in Status Quo in Past 2 Years	Current Member Count **	YTD Members Added	YTD Members Dropped	YTD Net Growth% ***	Member Count 1 Year Ago	Dropped Members Avg.Length of Service	Months Since Membership Update	Current Officers Reported ****	Current President Repeated Term	VP Reported *****	Last Date Reported Service (mm/yyyy)	Account Balance	YTD Donations
Exc Award (06/30/2023, 06/30/2025)																
132309	Lake of the Woods Lioness	07/27/2017	Active	92	3	2	1.10%	98	6	0	Y		N	08/2025		
Exc Award (06/30/2019, 06/30/2022)																
9142	LEESBURG HOST	09/19/1938	Active	8	0	0	0.00%	12		4	Y	2		09/2025		
9246	LOUISA COUNTY	07/21/1952	Active	35	0	2	-5.41%	38	4	1	Y	2	R	09/2025		\$500.00
9144	LOVETTSVILLE	06/09/1955	Active	23	2	3	-4.17%	21	11	1	Y		N	10/2025		
9247	LURAY	07/05/1935	Active	11	0	0	0.00%	13		6	N	None		08/2025		
9248	MADISON COUNTY	02/15/1939	Active	14	0	0	0.00%	13		7	Y	6	R	12/2023		
9145	MANASSAS HOST	06/18/1947	Active	27	2	3	-3.57%	26	28	0	Y		N	10/2025	90+ Days	
Exc Award (06/30/2017, 06/30/2023, 06/30/2025)																
9143	MASON NECK L C	06/08/1967	Active	24	0	0	0.00%	23		6	Y	4	R	09/2025		
Exc Award (06/30/2018, 06/30/2019)																
52780	MC GAHEYSVILLE MASSANUTTEN	04/01/1992	Active	45	1	3	-4.26%	45	5	0	Y		R	10/2025		\$1,000.00
Exc Award (06/30/2018)																
9150	MERRIFIELD	04/14/1965	Active	20	0	0	0.00%	21		3	Y	2	R	10/2025		
Exc Award (06/30/2017, 06/30/2018)																
9151	MIDDLEBURG	02/11/1946	Active(1)	4	0	0	0.00%	2		4	N	4		07/2018		
36563	MONTCLAIR L C	02/06/1979	Active	50	2	0	4.17%	44		2	Y		N	10/2025		\$1,000.00
Exc Award (06/30/2018, 06/30/2019, 06/30/2020, 06/30/2021, 06/30/2024, 06/30/2025)																
9250	MONTEREY	08/28/1941	Active	14	0	1	-6.67%	17	14	0	Y			09/2025	90+ Days	
9251	MOUNT JACKSON	02/21/1947	Active	22	0	2	-8.33%	25	8	2	Y		N	09/2025		
62033	MOUNT VERNON EVENING	06/07/1999	Active	13	0	0	0.00%	16		5	Y	4	N	04/2025		
Exc Award (06/30/2017, 06/30/2019, 06/30/2024)																
9252	NEW MARKET	04/29/1958	Active	7	0	1	-12.50%	8	20	0	Y		N	10/2025		
60364	PALMYRA RIVANNA	02/13/1998	Active(1)	14	2	0	16.67%	16		1	Y	3		11/2024	90+ Days	
9147	PARK WEST L C	08/30/1966	Active	23	2	1	4.55%	22	2	1	Y	3	R	10/2025		
9158	PURCELLVILLE	09/23/1938	Active	17	1	0	6.25%	14		0	Y			10/2025		\$1,020.00
9160	RAPPAHANNOCK	03/18/1958	Active	48	1	0	2.13%	49		2	Y		N	09/2025	90+ Days	



# Club Health Assessment for District 24 L through October 2025

			Status	Membership						Reports				Finance		LCIF
Club Number	Club Name	Charter Date	Times in Status Quo in Past 2 Years	Current Member Count **	YTD Members Added	YTD Members Dropped	YTD Net Growth% ***	Member Count 1 Year Ago	Dropped Members Avg.Length of Service	Months Since Membership Update	Current Officers Reported ****	Current President Repeated Term	VP Reported *****	Last Date Reported Service (mm/yyyy)	Account Balance	YTD Donations
9161	REMINGTON	06/08/1964	Active	16	0	0	0.00%	16		3	Y		N	10/2025		
	Exc Award (06/30/2019)															
9162	RESTON	05/12/1967	Active	19	0	0	0.00%	21		3	Y	5	R	10/2025		\$200.00
9255	SHENANDOAH	02/29/1952	Active(2)	13	0	0	0.00%	13		2	Y	4		10/2025		
9164	SPOTSYLVANIA	12/20/1966	Active	28	1	1	0.00%	25	15	1	Y	2	N	10/2025		
135354	Spotsylvania Courthouse 100	06/22/2018	Active	7	0	2	-22.22%	10	7	2	Y		N	10/2025		
9165	SPRINGFIELD FRANCONIA HOST	07/28/1954	Active	17	0	1	-5.56%	14	34	3	Y	2	R	10/2025		\$1,500.00
	Exc Award (06/30/2017)															
137093	Springfield Global Lions	01/14/2019	Active	29	2	0	7.41%	23		0	Y	2	R	10/2025		\$1,000.00
9167	STAFFORD COUNTY	03/20/1952	Active	18	0	0	0.00%	20		4	Y	3	N	10/2025		
	Exc Award (06/30/2017, 06/30/2018, 06/30/2019, 06/30/2021, 06/30/2022, 06/30/2023)															
9256	STANLEY	02/08/1952	Active	11	0	0	0.00%	11		7	Y	12		09/2025		
9257	STAUNTON	03/19/1941	Active	15	0	1	-6.25%	23	25	3	N			10/2025		
9258	STEPHENS CITY	09/24/1946	Active	32	3	1	6.67%	26	0	2	Y		N	10/2025	90+ Days	\$50.00
	Exc Award (06/30/2018, 06/30/2019, 06/30/2022, 06/30/2024, 06/30/2025)															
9130	STERLING	05/13/1964	Active	16	0	4	-20.00%	16	18	1	Y	4	N	10/2025		
146918	Virginia Gateway	06/22/2021	Active	4	0	1	-20.00%	5	2	3	N		IP	08/2024	90+ Days	
	Exc Award (06/30/2022, 06/30/2023)															
9171	WARRENTON	10/30/1939	Active	33	0	5	-13.16%	38	15	3	N	2		10/2025		\$500.00
	Exc Award (06/30/2023)															
9262	WAYNESBORO	09/10/1941	Active	30	1	2	-3.23%	30	32	0	Y		N	10/2025		
77280	WESTMORELAND	06/11/2003	Active	7	4	0	133.33%	4		2	Y	3		10/2025		
43724	WEYERS CAVE	04/30/1984	Active	6	0	0	0.00%	7		6	Y			05/2025		
9263	WINCHESTER HOST	07/08/1924	Active	76	4	5	-1.30%	80	5	0	Y		N	10/2025		\$400.00
	Exc Award (06/30/2016)															
65046	WINCHESTER LIONESS	02/28/2002	Active	7	0	0	0.00%	6		6	Y	5		10/2025		
9264	WINCHESTER SHAWNEE	06/22/1970	Active	23	1	2	-4.17%	22	0	0	Y		N	10/2025		
	Exc Award (06/30/2023)															
9172	WOODBIDGE	02/10/1955	Active	36	2	2	0.00%	37	12	0	Y		N	10/2025		



## Club Health Assessment for District 24 L through October 2025

INTERNATIONAL

Club Number	Club Name	Charter Date	Status	Membership					Reports					Finance	LCIF	
			Times in Status Quo in Past 2 Years	Current Member Count **	YTD Members Added	YTD Members Dropped	YTD Net Growth% ***	Member Count 1 Year Ago	Dropped Members Avg.Length of Service	Months Since Membership Update	Current Officers Reported ****	Current President Repeated Term	VP Reported *****	Last Date Reported Service (mm/yyyy)	Account Balance	YTD Donations
Exc Award (06/30/2016, 06/30/2017, 06/30/2018, 06/30/2019, 06/30/2024)																
9265	WOODSTOCK	02/13/1941	Active	40	0	0	0.00%	41		6	Y		N	09/2025		

Clubs Cancelled Previous Fiscal Year – Clubs Cancelled within last 12 months may be reinstated

Club Number	Club Name	Charter Date	Current Status*	Cancellation Date
9115	ARLINGTON SOUTH ARLINGTON	05/22/1946	Cancelled(2*)	05/23/2025
34826	LAKE JACKSON L C	12/29/1977	Cancelled(8*)	06/29/2025
9254	SCOTTSVILLE	03/25/1942	Cancelled(6*)	03/29/2025

Current Total Clubs Count	YTD New Clubs Count	YTD Cancelled Clubs Count	YTD Net Club Gain	Current Total Members Count	YTD Add	YTD Drop	YTD Net Growth	YTD Net Growth %	Member Count 12 Months Ago	Average Member Count Per Club	% of Clubs with less than 20 members	% No Officer Report in 12 Months	% of Clubs with balance 90+ days	Number of Clubs in Status Quo	% Status Quo Clubs in Financial Suspension	Number of Cancelled Clubs	Average Cancelled Club Age	Members Lost Due to Cancellation	% of Clubs Cancelled for Non-Financial Reasons
78	0	0	0	2,193	66	86	-20	-0.90%	2,195	28	47%	0%	10%	0	0%	0	0	0	0%

\* - P - Priority Club. Cancellation Reasons: 1-Objectives/conduct, 2-Non-active club, 5-Non-existing club, 6-Disbanding, 7-Merger, 8-Financial Suspension, 9-District/Multiple District Dues.

\*\* Red denotes below 15 active members.

\*\*\* Red denotes 20% + loss.

\*\*\*\* Y - all 3 (President, Secretary, Treasurer) club officers reported, N - not all 3 reported.

\*\*\*\*\* Abbreviation: N-New, IP-Immediate Past, R-Repeat.